

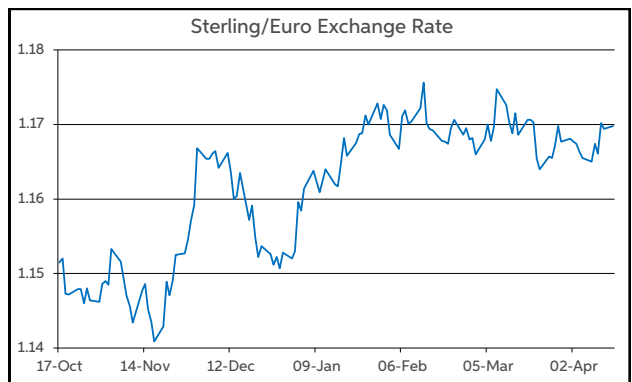
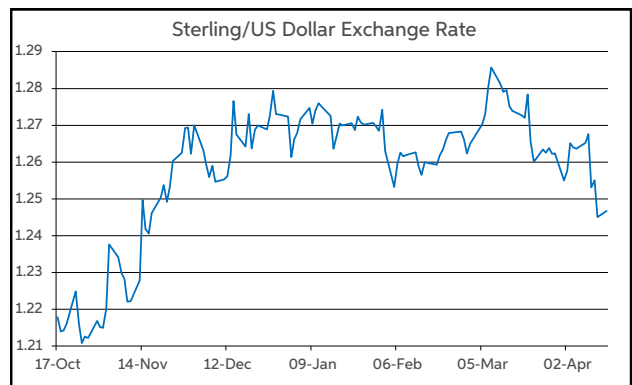
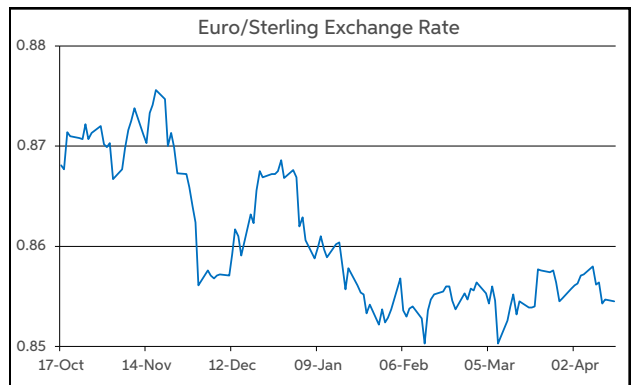
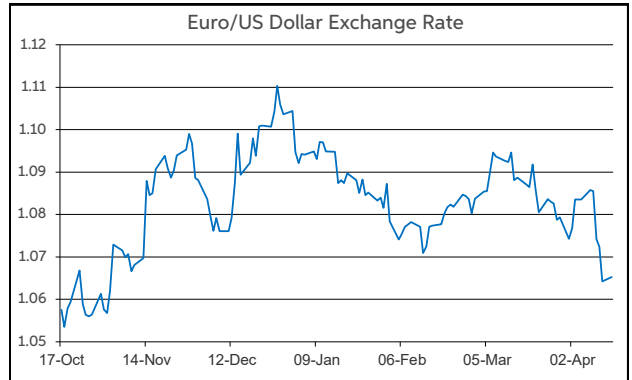
Dollar juiced up

There was some notable moves on currency and futures markets last week. The dollar strengthened, the euro was softer, while there was a pairing back of rate cut expectations. The initial catalyst was US CPI inflation for March printing to the upside of expectations. This prompted the market to reassess its outlook for US rate cuts, pushing yields higher and boosting the dollar. US futures contracts moved from attaching a 50% probability to a June rate cut to just 25%. Year end rate cut expectations went from around 60bps to c.45bps. This updated rate view was reinforced by hawkish comments from a raft of Fed officials. Elsewhere, some hawkish BoE remarks saw a hardening in UK rate expectations. The market adjusted to pricing in c. 55bps of BoE rate cuts by year end.

Meanwhile, the ECB meeting for April hinted strongly at a June rate cut. However, this did not prompt much of a reaction in terms of Eurozone rate expectations. By Friday, the market was pricing in around 85bps of rate cuts for this year, which was broadly similar to where it was at the start of the week. The euro did experience some post-ECB downward momentum though. Meanwhile, the dollar got additional support heading into the weekend on safe haven demand related to geopolitical risks in the Middle East.

In level terms, EUR/USD fell to a new YTD low below \$1.07. The firmer dollar was also evident in GBP/USD below \$1.25 (also a new YTD low) and USD/JPY above ¥153. EUR/GBP edged lower, but remained within 85-86p. This week, given weekend events, the situation in the Middle East will be in focus for markets and could be a key driver of market sentiment. Data-wise, there is a busy UK diary, including CPI, retail sales (Mar) and a batch of labour market metrics (Feb). In the US, the highlights are retail sales and industrial production (Mar). Output data (Feb) also feature in the Eurozone.

John Fahey, Senior Economist, AIB



Today's Opening FX Rates			
		% Change	
		Day *	End 2023
EUR/USD	1.0653	-0.52	-3.47
EUR/GBP	0.8545	0.02	-1.42
GBP/USD	1.2466	-0.56	-2.07
GBP/EUR	1.17	-0.02	1.44
USD/JPY	153.82	0.39	9.05
EUR/JPY	163.91	-0.13	5.32

* v Previous Day's European Open
See Next Page for More Rates

Opening Interest Rates						
Base Rate	Money Market		Swap Rates			
	1-Mth	3-Mth	1-Yr	2-Yr	5-Yr	
USD	5.38	5.43	5.59	5.46	5.13	4.63
EUR	4.50	3.84	3.92	3.60	3.21	2.76
GBP	5.25	5.18	5.16	4.95	4.85	4.30

All rates quoted are indicative market rates

See Next Page For More Rates & Charts

FX Spot	Karl Cooke Shane Gargan	FX Options	Mark Tuite	Reuters Phone	AIBG.I 00353-1-7724018	Morning Comment	John Fahey john.j.fahey@aib.ie
---------	----------------------------	------------	------------	------------------	---------------------------	-----------------	-----------------------------------

Opening Levels

Monday 15 April 2024
07:22 am



Euro

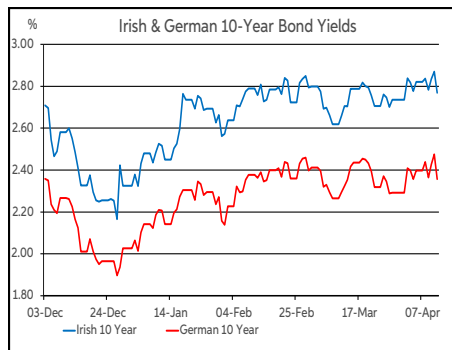
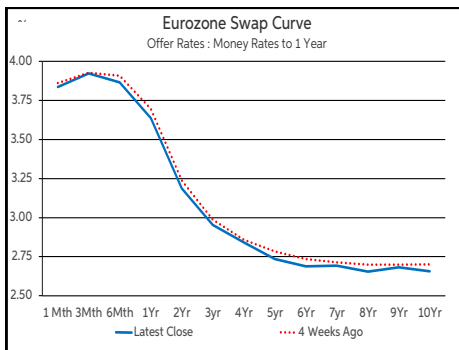
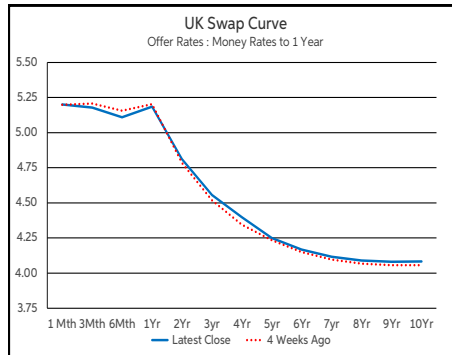
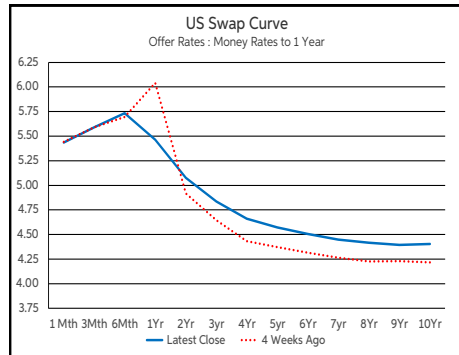
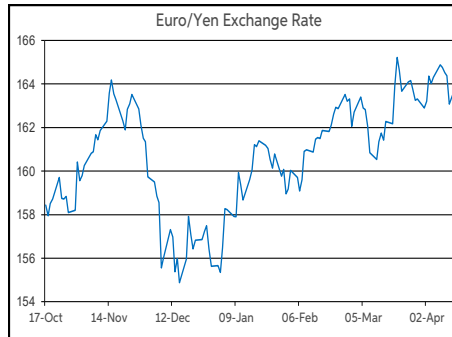
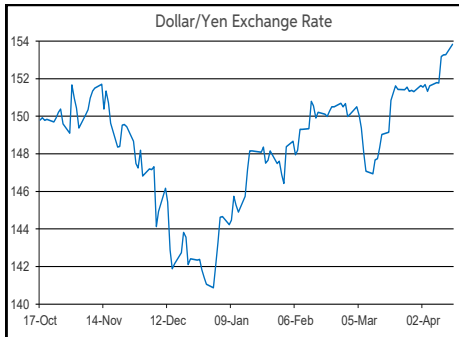
EUR/GBP	0.8545
EUR/USD	1.0653
EUR/JPY	163.91
EUR/SEK	11.5709
EUR/DKK	7.4608
EUR/NOK	11.6036
EUR/CHF	0.9731
EUR/AUD	1.6421
EUR/HKD	8.3448
EUR/CAD	1.4653

Sterling

GBP/EUR	1.17
GBP/USD	1.2466
GBP/CAD	1.7143
GBP/NZD	2.0962
GBP/JPY	191.75
GBP/SEK	13.5341
GBP/DKK	8.7287
GBP/NOK	13.5796
GBP/CHF	1.1386
GBP/AUD	1.9217

Dollar

USD/JPY	153.82
USD/CAD	1.3748
USD/CHF	0.9131
USD/CNY	7.2386
USD/BRL	5.1165
USD/RUB	93.53
USD/INR	83.439
AUD/USD	0.6485
NZD/USD	0.5945



Debt Markets				
	Close	Change bps		
		Day	4 Weeks	End 23
10 Year Yield %				
US	4.50	-8	+19	+64
Germany	2.36	-12	-8	+33
UK	4.14	-7	+4	+60
5 Year Swap %				
US	4.57	-7	+24	+78
Eurozone	2.74	-11	-4	+31
UK	4.25	-9	+2	+60
2 Year Swap %				
US	5.08	-6	+20	+74
Eurozone	3.19	-9	-5	+39
UK	4.81	-8	+3	+55
10 Year Government Bond Spreads to Benchmark bps				
Ireland	44	+2	+5	+11
Belgium	56	+5	+3	-11
France	51	+5	+7	-2
Italy	139	+1	+13	-29
Spain	83	+2	+3	-13
Portugal	69	+0	+5	-7
Greece	95	+3	+6	-10

Commodities				
	Close	% Change		
		Day	4 Weeks	End 23
Brent Oil	90.45	+0.79	+5.99	+17.41
West Texas Oil	71.65	-0.17	-1.90	-1.27
Gold \$	2343.4	-1.26	+8.72	+13.62

This publication is for information purposes and is not an invitation to deal. The information is believed to be reliable but is not guaranteed. Any expressions of opinions are subject to change without notice. This publication is not to be reproduced in whole or in part without prior permission. In the Republic of Ireland it is distributed by Allied Irish Banks, p.l.c. In the UK it is distributed by Allied Irish Banks, p.l.c. and Allied Irish Bank (GB). In Northern Ireland it is distributed by Allied Irish Bank (NI). In the United States of America it is distributed by Allied Irish Banks, p.l.c. Allied Irish Banks, p.l.c. is regulated by the Central Bank of Ireland. Allied Irish Bank (GB) and AIB (NI) are trade marks used under licence by AIB Group (UK) p.l.c. (a wholly owned subsidiary of Allied Irish Banks, p.l.c.), incorporated in Northern Ireland. Registered Office 92 Ann Street, Belfast BT1 3HH. Registered Number NI018800. Authorised by the Prudential Regulation Authority and regulated by the Financial Conduct Authority and the Prudential Regulation Authority. In the United States of America, Allied Irish Banks, p.l.c., New York Branch, is a branch licensed by the New York State Department of Financial Services. Deposits and other investment products are not FDIC insured, they are not guaranteed by any bank and they may lose value. Please note that telephone calls may be recorded in line with market practice.