

## Dollar retains its softer tone

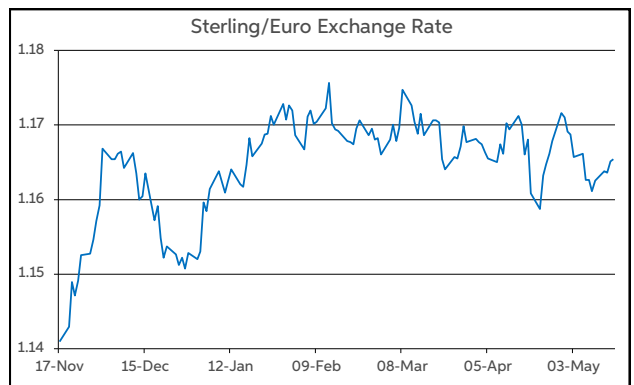
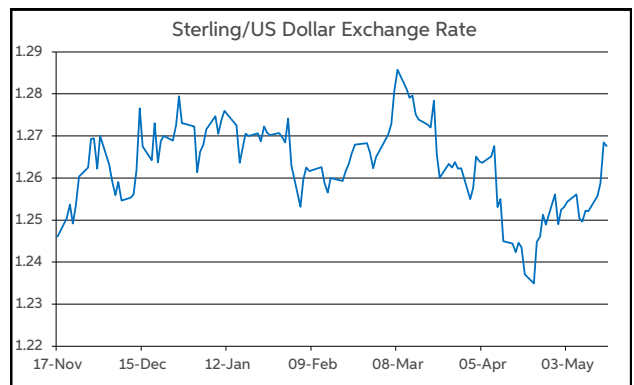
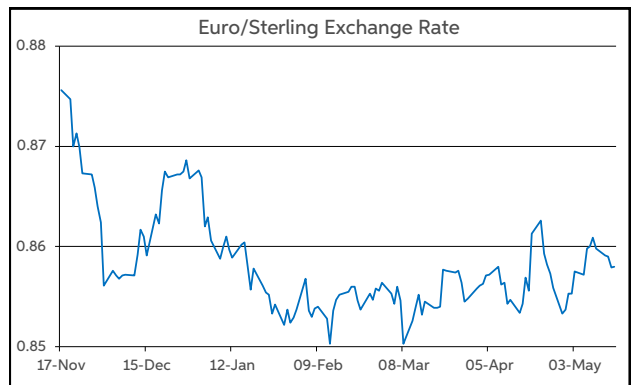
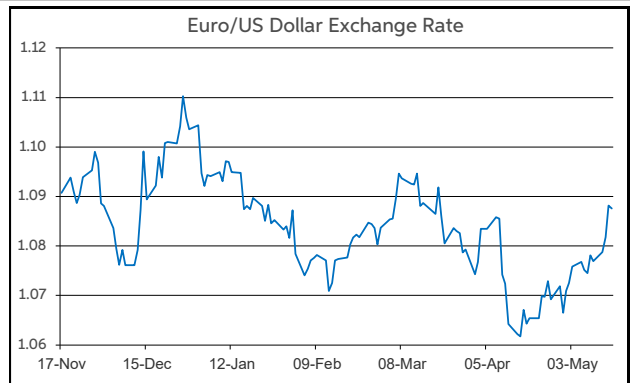
The focus yesterday was on the US macro diary with the release of some key indicators for April. The CPI inflation numbers were the main point of interest. Both headline and core inflation rates were in line with expectations, at 3.4% y/y and 3.6% y/y, respectively, indicating an easing in inflationary pressures last month. Meanwhile, the US retail sales report disappointed versus the consensus. Headline sales were flat in the month of April (vs. f'cast for +0.4% m/m). This combined with a downward revision to the March number suggests a weakening in US consumer spending over recent months.

In terms of market reaction, bond yields fell and this was not just confined to US Treasuries. Meanwhile, interest rate expectations shifted lower, with around 50bps of Fed rate cuts now priced in by year end. Against this backdrop, equity markets registered gains. From a currency perspective, the signs of easing in US inflation and a softening in the all-important household expenditure side of the economy created an unhelpful setting for the dollar.

This was reflected in the dollar continuing to give up some ground to both the euro and sterling. In level terms, EUR/USD consolidated its position above \$1.08, trading up into the top half of the \$1.08-1.09 band. At the same time, GBP/USD moved above the midpoint of \$1.26-1.27. The action in EUR/GBP was confined to a very tight range just below the 86p mark. Elsewhere, the yen has registered some gains over the past 24 hours.

Looking ahead to today, the US economy will remain in focus with most of the data due for release coming from across the Atlantic. This includes industrial production and housing starts (both April) as well as the latest weekly jobless claims numbers.

**John Fahey, Senior Economist, AIB**



Today's Opening FX Rates			
		% Change	
		Day *	End 2023
EUR/USD	1.0876	0.51	-1.45
EUR/GBP	0.858	-0.13	-1.02
GBP/USD	1.2676	0.66	-0.42
GBP/EUR	1.1651	0.13	1.03
USD/JPY	154.22	-1.36	9.33
EUR/JPY	167.76	-0.85	7.79

\* v Previous Day's European Open  
See Next Page for More Rates

Opening Interest Rates						
	Base Rate	Money Market		Swap Rates		
		1-Mth	3-Mth	1-Yr	2-Yr	5-Yr
USD	5.38	5.44	5.59	5.36	4.91	4.40
EUR	4.50	3.84	3.82	3.60	3.23	2.79
GBP	5.25	5.19	5.10	4.84	4.70	4.16

All rates quoted are indicative market rates

See Next Page For More Rates & Charts

FX Spot	Karl Cooke Shane Gargan	FX Options	Mark Tuite	Reuters Phone	AIBG.I 00353-1-7724018	Morning Comment	John Fahey john.j.fahey@aib.ie
---------	----------------------------	------------	------------	------------------	---------------------------	-----------------	-----------------------------------

# Opening Levels

Thursday 16 May 2024  
07:24 am



## Euro

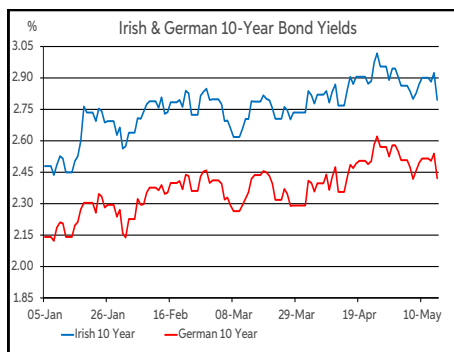
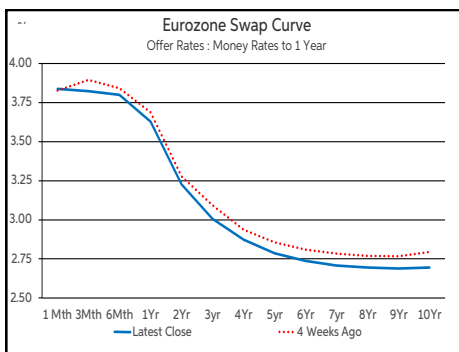
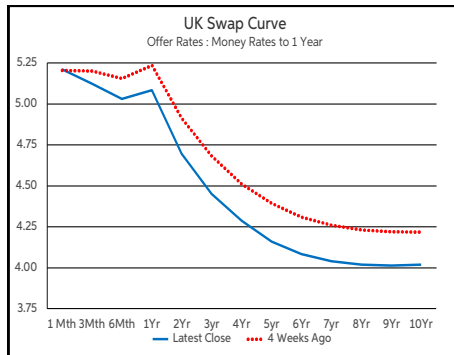
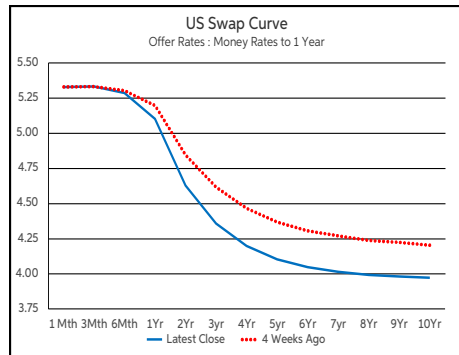
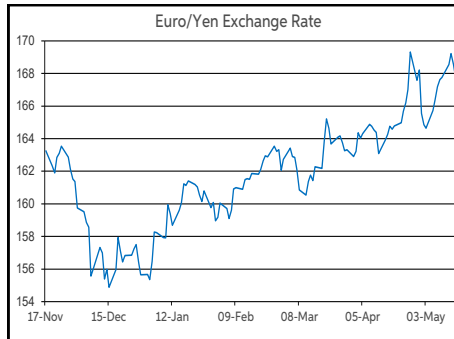
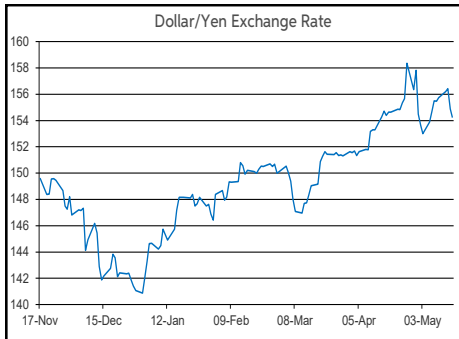
EUR/GBP	0.858
EUR/USD	1.0876
EUR/JPY	167.76
EUR/SEK	11.6044
EUR/DKK	7.4607
EUR/NOK	11.6218
EUR/CHF	0.98
EUR/AUD	1.6287
EUR/HKD	8.4887
EUR/CAD	1.4812

## Sterling

GBP/EUR	1.1651
GBP/USD	1.2676
GBP/CAD	1.7262
GBP/NZD	2.073
GBP/JPY	195.49
GBP/SEK	13.5207
GBP/DKK	8.6932
GBP/NOK	13.543
GBP/CHF	1.1422
GBP/AUD	1.8981

## Dollar

USD/JPY	154.22
USD/CAD	1.3618
USD/CHF	0.9008
USD/CNY	7.217
USD/BRL	5.1361
USD/RUB	91.015
USD/INR	83.4975
AUD/USD	0.6677
NZD/USD	0.6113



Debt Markets				
	Close	Change bps		
		Day	4 Weeks	End 23
<b>10 Year Yield %</b>				
US	4.36	-9	-23	+50
Germany	2.42	-12	-5	+40
UK	4.07	-10	-20	+53
Ireland	2.82	-13	-8	+46
Belgium	2.96	-12	-7	+27
France	2.92	-14	-6	+37
Italy	3.74	-16	-15	+4
Spain	3.19	-15	-11	+20
Portugal	3.05	-13	-11	+27
Greece	3.45	-11	+0	+37
<b>5 Year Swap %</b>				
US	4.36	-11	-26	+57
Eurozone	2.79	-11	-6	+36
UK	4.16	-9	-23	+51
<b>2 Year Swap %</b>				
US	4.89	-10	-22	+55
Eurozone	3.23	-8	-4	+43
UK	4.69	-7	-21	+43
<b>10 Year Government Bond Spreads to Benchmark bps</b>				
Ireland	40	-1	-4	+6
Belgium	54	-0	-3	-12
France	50	-2	-1	-3
Italy	131	-4	-10	-36
Spain	77	-3	-7	-19
Portugal	63	-1	-7	-13
Greece	103	+1	+5	-2

Commodities				
	% Change			
	Close	Day	4 Weeks	End 23
Brent Oil	82.75	+0.45	-5.20	+7.41
West Texas Oil	71.65	-0.17	-1.90	-1.27
Gold \$	2386.0	+1.19	+1.07	+15.68

This publication is for information purposes and is not an invitation to deal. The information is believed to be reliable but is not guaranteed. Any expressions of opinions are subject to change without notice. This publication is not to be reproduced in whole or in part without prior permission. In the Republic of Ireland it is distributed by Allied Irish Banks, p.l.c. In the UK it is distributed by Allied Irish Banks, p.l.c. and Allied Irish Bank (GB). In Northern Ireland it is distributed by Allied Irish Bank (NI). In the United States of America it is distributed by Allied Irish Banks, p.l.c. Allied Irish Banks, p.l.c. is regulated by the Central Bank of Ireland. Allied Irish Bank (GB) and AIB (NI) are trade marks used under licence by AIB Group (UK) p.l.c. (a wholly owned subsidiary of Allied Irish Banks, p.l.c.), incorporated in Northern Ireland. Registered Office 92 Ann Street, Belfast BT1 3HH. Registered Number NI018800. Authorised by the Prudential Regulation Authority and regulated by the Financial Conduct Authority and the Prudential Regulation Authority. In the United States of America, Allied Irish Banks, p.l.c., New York Branch, is a branch licensed by the New York State Department of Financial Services. Deposits and other investment products are not FDIC insured, they are not guaranteed by any bank and they may lose value. Please note that telephone calls may be recorded in line with market practice.