

US labour market report due today

There was a mixed tone to investor sentiment yesterday, as European markets returned in full from the Labour Day Holiday. The Euro Stoxx 50 declined by 0.6%. On Wall Street, the S&P 500 registered a 0.9% rise, boosted by some strong Q1 earnings data. On bond markets, benchmark sovereign yields fell by 2-8bps.

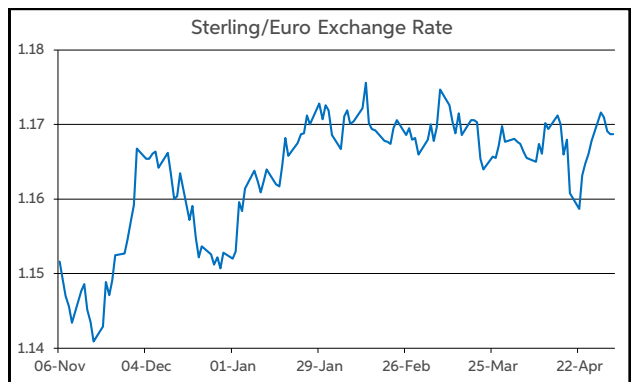
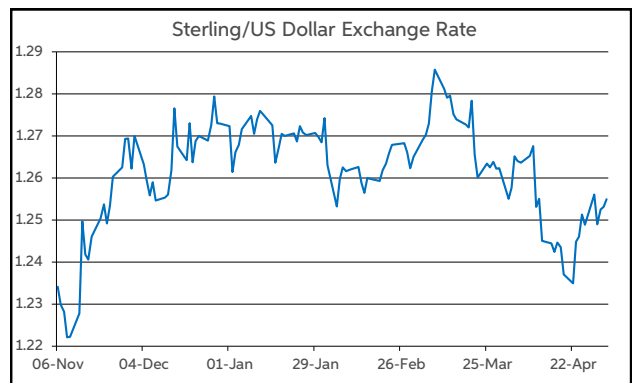
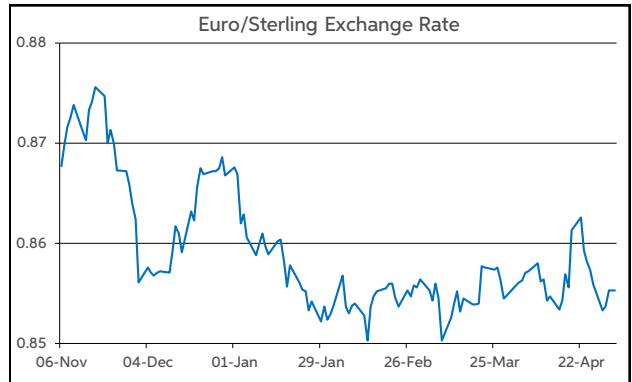
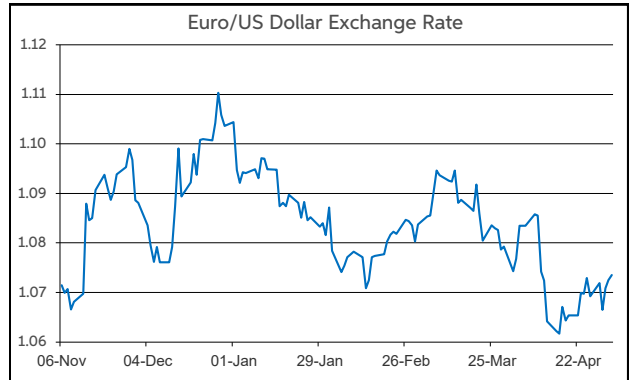
Data-wise, a quiet macro calendar failed to provide any directional impact for markets. Of the limited releases to note, the latest US initial joblessness claims remained at 208k, broadly matching the consensus. Elsewhere, US productivity gains were weaker and unit labour costs were higher than anticipated in Q1. However, the data can be volatile and they did not spark a reaction on markets.

On the currency front, against the modest risk averse backdrop during the European session, traditional safe havens were in demand. The dollar, yen and Swiss franc were all on the front foot. However, the dollar handed back its gains overnight.

As trading gets underway this morning, EUR/USD opens in the lower half of \$1.07-1.08. GBP/USD is operating at the midpoint of the \$1.25-1.26 corridor. Elsewhere, EUR/GBP is at the halfway mark of the 85-86p range. USD/JPY is down at the ¥153 threshold.

Today, the main highlight will be the US labour market report for April. Conditions in the labour market have softened slightly in recent months but remain tight overall. This trend is set to continue, with payrolls rising by 243k, the unemployment rate staying at 3.8%, and average earnings growth slowing to +4.0% y/y. Elsewhere, the US non-manufacturing ISM is projected to register a modest improvement to 52.0 in April, from 51.4. In the Eurozone, the unemployment rate is expected to remain at 6.5% in March.

Daniel Noonan, Economist, AIB



Today's Opening FX Rates			
		% Change	
		Day *	End 2023
EUR/USD	1.0734	0.16	-2.74
EUR/GBP	0.8553	0.02	-1.33
GBP/USD	1.2549	0.12	-1.41
GBP/EUR	1.1688	-0.02	1.34
USD/JPY	152.97	-1.82	8.44
EUR/JPY	164.23	-1.66	5.53

* v Previous Day's European Open
See Next Page for More Rates

Opening Interest Rates						
Base Rate	Money Market			Swap Rates		
	1-Mth	3-Mth	1-Yr	2-Yr	5-Yr	
USD	5.38	5.43	5.59	5.45	5.11	4.64
EUR	4.50	3.87	3.83	3.65	3.34	2.91
GBP	5.25	5.18	5.16	4.97	4.90	4.40

All rates quoted are indicative market rates

See Next Page For More Rates & Charts

FX Spot	Karl Cooke Shane Gargan	FX Options	Mark Tuite	Reuters Phone	AIBG.I 00353-1-7724018	Morning Comment	John Fahey john.j.fahey@aib.ie
---------	----------------------------	------------	------------	------------------	---------------------------	-----------------	-----------------------------------

Opening Levels

Friday 03 May 2024
07:00 am



Euro

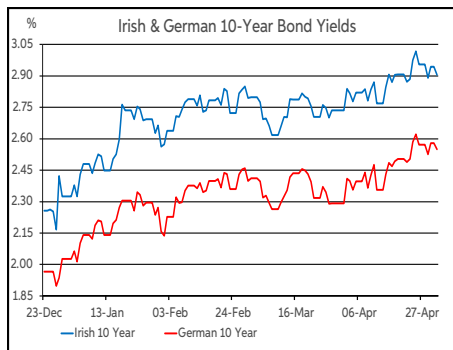
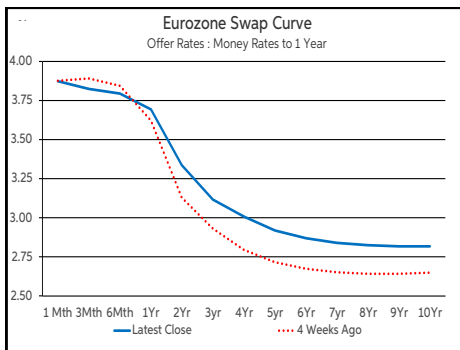
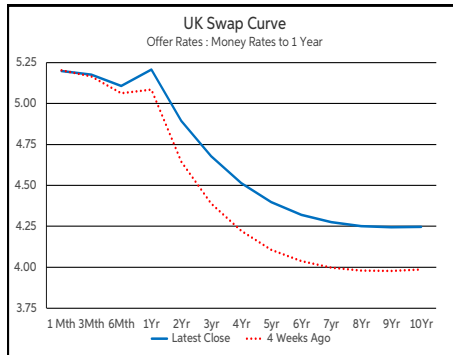
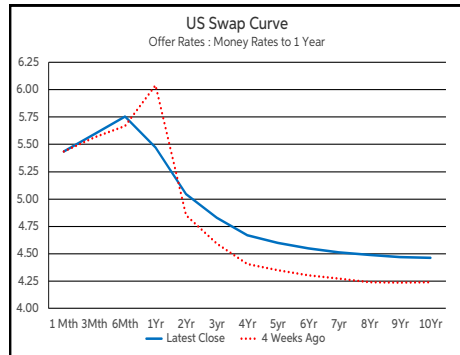
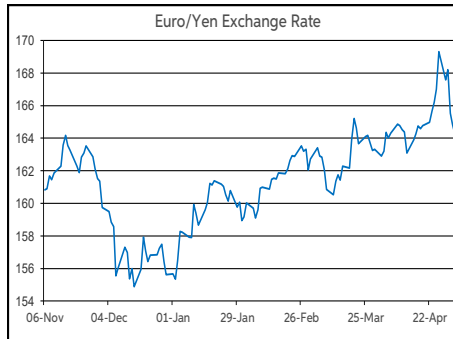
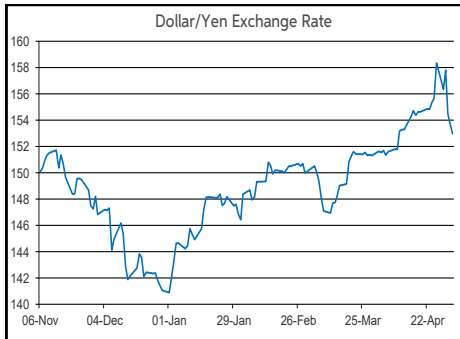
EUR/GBP	0.8553
EUR/USD	1.0734
EUR/JPY	164.23
EUR/SEK	11.6509
EUR/DKK	7.4575
EUR/NOK	11.7862
EUR/CHF	0.9752
EUR/AUD	1.632
EUR/HKD	8.3872
EUR/CAD	1.4665

Sterling

GBP/EUR	1.1688
GBP/USD	1.2549
GBP/CAD	1.7144
GBP/NZD	2.1007
GBP/JPY	191.96
GBP/SEK	13.6197
GBP/DKK	8.7162
GBP/NOK	13.775
GBP/CHF	1.1399
GBP/AUD	1.9077

Dollar

USD/JPY	152.97
USD/CAD	1.3662
USD/CHF	0.9084
USD/CNY	7.2401
USD/BRL	5.1109
USD/RUB	91.9725
USD/INR	83.371
AUD/USD	0.6577
NZD/USD	0.5971



Debt Markets				
	Close	Day	Change bps	
			4 Weeks	End 23
10 Year Yield %				
US	4.57	-2	+26	+71
Germany	2.55	-3	+19	+53
UK	4.29	-8	+27	+75
Ireland	2.93	-4	+12	+56
Belgium	3.08	-2	+15	+40
France	3.05	-3	+18	+49
Italy	3.87	-1	+15	+17
Spain	3.32	-3	+13	+33
Portugal	3.18	-1	+14	+40
Greece	3.56	+9	+25	+48
5 Year Swap %				
US	4.60	-8	+29	+81
Eurozone	2.92	-4	+21	+49
UK	4.40	-10	+29	+75
2 Year Swap %				
US	5.04	-11	+23	+71
Eurozone	3.34	-4	+21	+54
UK	4.89	-9	+25	+63
10 Year Government Bond Spreads to Benchmark bps				
Ireland	38	-1	-7	+4
Belgium	53	+1	-4	-13
France	49	-0	-2	-4
Italy	131	+2	-4	-36
Spain	77	-0	-7	-20
Portugal	63	+2	-5	-13
Greece	101	+11	+5	-4

Commodities				
	Close	Day	% Change	
			4 Weeks	End 23
Brent Oil	83.67	+0.28	-7.70	+8.61
West Texas Oil	71.65	-0.17	-1.90	-1.27
Gold \$	2303.3	-0.63	+0.61	+11.67

This publication is for information purposes and is not an invitation to deal. The information is believed to be reliable but is not guaranteed. Any expressions of opinions are subject to change without notice. This publication is not to be reproduced in whole or in part without prior permission. In the Republic of Ireland it is distributed by Allied Irish Banks, p.l.c. In the UK it is distributed by Allied Irish Banks, p.l.c. and Allied Irish Bank (GB). In Northern Ireland it is distributed by Allied Irish Bank (NI). In the United States of America it is distributed by Allied Irish Banks, p.l.c. Allied Irish Banks, p.l.c. is regulated by the Central Bank of Ireland. Allied Irish Bank (GB) and AIB (NI) are trade marks used under licence by AIB Group (UK) p.l.c. (a wholly owned subsidiary of Allied Irish Banks, p.l.c.), incorporated in Northern Ireland. Registered Office 92 Ann Street, Belfast BT1 3HH. Registered Number NI018800. Authorised by the Prudential Regulation Authority and regulated by the Financial Conduct Authority and the Prudential Regulation Authority. In the United States of America, Allied Irish Banks, p.l.c., New York Branch, is a branch licensed by the New York State Department of Financial Services. Deposits and other investment products are not FDIC insured, they are not guaranteed by any bank and they may lose value. Please note that telephone calls may be recorded in line with market practice.